

Ankersmid Gauge Root Valves


PANAM 'PGRV' series

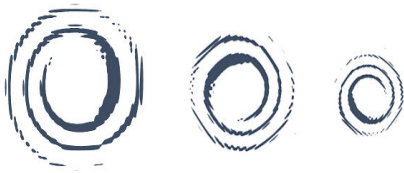
Application

PANAM Gauge root valves are used for safe installation in pressure switches, gauges and differential pressure transmitters, suitable for block and bleed assemblies to test pressure source required in sampling line or purge valve.

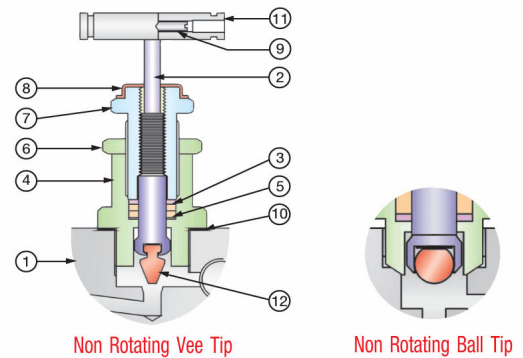
Features

316SS construction for corrosion resistance. Non-rotating vee or ball tip. Extended body for insulation clearance. Scheduled 160 or heavier pipe valve inlet for strength. Optional graphoil packing available for high temperatures with all ball/vee tip design which forms a bearing joint with the stem which eliminates rotation between ball/vee tip & seat at closure. This prevents scoring and galling on the valve seat and ensures long life in repetitive shut off service.

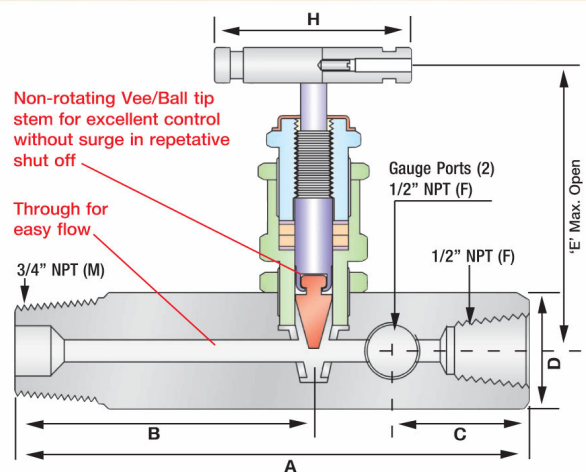
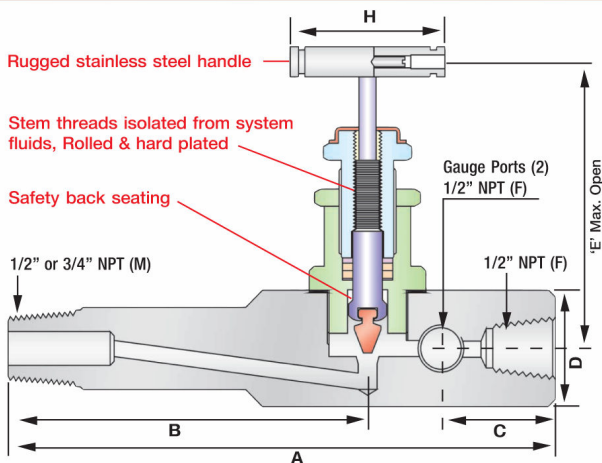




Sr No.	Part	Qty.	Material
1	Body	1	A-479-316 / A-105
2	Stem	1	A-479-316 / A-105
3	Spacer	2	A-479-316 / A-105
4	Gland Body	1	A-479-316 / A-105
5	Gland Packing	2	Teflon / Graphoil
6	Gland Lock Nut	1	A-479-316 / A-105
7	Gland Retainer	1	A-479-316 / A-105
8	Dust Cap	1	Plastic / LD
9	Grub Screw	1	Steel Plated
10	Washer	1	A-479-316 / A-105
11	Handle	1	Stainless Steel
12	Vee / Ball Tip	1	A 564-630

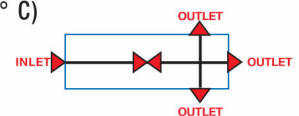


Dimensions



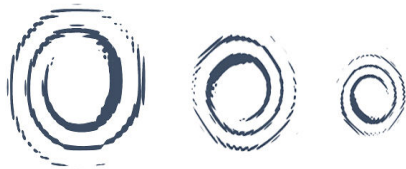
Body	Orifice		Connecting Size		Dimensions					
	mm.	Inlet	Outlet	A	B	C	D	E	H	
Short	5	1/2" NPT	1/2"	137	76	38	32 SQ.	90	64	
Lagging Extension		3/4" NPT	1/2" NPT	184	123	38	32 SQ.	90	64	

MAT. SEAT TEMP. RATING PR. RATING @ 100° F (38°C)
 S S 316 V-Stem -65° F to 450° F 6000 PSI (41,300 Kpa)
 Rising Plug(-54° F to 232° C)















Testing:

Each valve is hydrostatically tested in accordance with MSS-SP-99. This procedure includes testing of the body cavity. Hydrostatic test is performed with pure water or other liquids of similar or lower viscosity at 1.5 times and seat leakage test at 1.1 times of the maximum working pressure. Each valve is also tested with Nitrogen Gas at 1000 psi for seat, seal and shell leakage. Other tests like Vibration, Temperature, Helium are available upon request.



"PANAM" GAUGE ROOT VALVES

	NO	DESCRIPTION	316SS , PART #
	1	1/2" Male Inlet x By 1/2" Female Outlet 184 mm Body - PTFE	PGRV-H-S-88-MF-L-SG
	2	3/4" Male Inlet x By 1/2" Female Outlet 184 mm Body - PTFE	PGRV-H-S-128-MF-L-SG
	3	1/2" Male Inlet x By 1/2" Female Outlet 137 mm Body - PTFE	PGRV-H-S-88-MF-SG
	4	3/4" Male Inlet x By 1/2" Female Outlet 137 mm Body - PTFE	PGRV-H-S-128-MF-SG
	5	1/2" Male Inlet x By 1/2" Female Outlet 137 mm Body - Graphoil Packing	PGRV-H-S-88-MF-L-G-SG
	6	3/4" Male Inlet x By 1/2" Female Outlet 184 mm Body - Graphoil Packing	PGRV-H-S-128-MF-L-G-SG

	NO	DESCRIPTION	CS , PART #
	1	1/2" Male Inlet x By 1/2" Female Outlet 184 mm Body - PTFE	PGRV-H-C-88-MF-L
	2	3/4" Male Inlet x By 1/2" Female Outlet 184 mm Body - PTFE	PGRV-H-C-128-MF-L
	3	1/2" Male Inlet x By 1/2" Female Outlet 137 mm Body - PTFE	PGRV-H-C-88-MF
	4	3/4" Male Inlet x By 1/2" Female Outlet 137 mm Body - PTFE	PGRV-H-C-128-MF
	5	1/2" Male Inlet x By 1/2" Female Outlet 137 mm Body - Graphoil Packing	PGRV-H-C-88-MF-G
	6	3/4" Male Inlet x By 1/2" Female Outlet 184 mm Body - Graphoil Packing	PGRV-H-C-128-MF-L-G